



Indexable Flat Drill

PDZ

Volume 2







KEY FEATURES: PDZ

Achieves stable flat-bottom hole machining

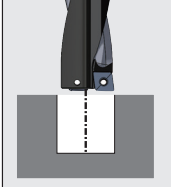
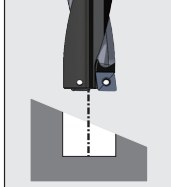
1 Flat bottom cutting edge configuration



PDZ	Conventional Indexable Drill
	
	


Bottom Hole Shape Comparison
Ø 20 Work Material: S50C

Compatible with a wide range of applications including drilling, counterboring, inclined surface drilling, and more.

 Counterboring	 Inclined Surface	 Curved Surface	 Half-Hole
---	---	--	---


2 High precision finishing on flute improves rigidity, chip ejection and reduces cutting force!

3 Superior chip breaking capability during drilling, counterboring, and turning



Excellent chip breaking capability with the enhanced muscle breaker

- Uses the same insert as the PZAG counterboring cutter and the PMD multi-function cutter series
- Economical 4-corner insert design maximizes cost efficiency, with the same insert applicable to both peripheral and center cutting edge*



*2 corners for the peripheral cutting edge and 2 corners for the center cutting edge, adding up to a total of 4 corners.

Ø 20 hole processing (non-step drilling)
Work Material: S50C
Cutting conditions: Vc=150/min, f=0,1mm/rev


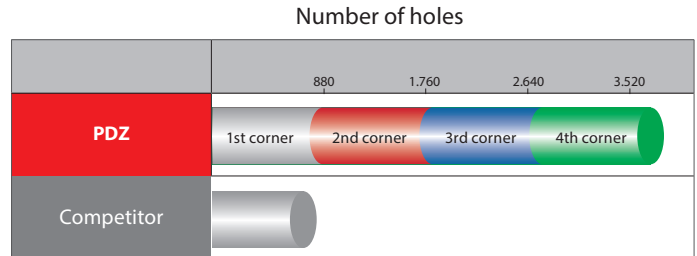
PROCESSING DATA

Drilling | Indexable | Processing data

Higher cost performance compared to exchangeable head drills

The number of holes machined per insert corner by the PDZ versus per exchangeable head by a competitor.

Tool	PDZ1600FS20M05-2D (Ø16)	Competitor Exchangeable Head Drill
Insert (Grade)	ZPNT050204EN (XP8030)	-
Work Material	S50C	
Cutting Speed	150m/min (2.984min ⁻¹)	100m/min (1.989min ⁻¹)
Feed	298mm/min (0,1mm/rev)	198mm/min (0,1mm/rev)
Depth of Hole	24mm (Blind)	
Coolant	Water soluble (Internal)	
Machine	Horizontal Machining Center (BT50)	

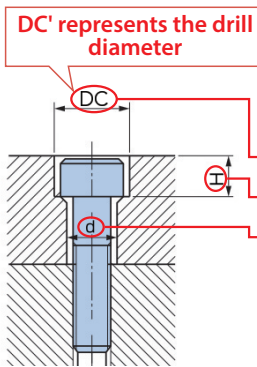


Broad size lineup

Size lineup corresponding to the cap bolt's counterbore hole size (corresponds to bolt screw sizes M10 to M27)



Cannot be used as a face milling cutter



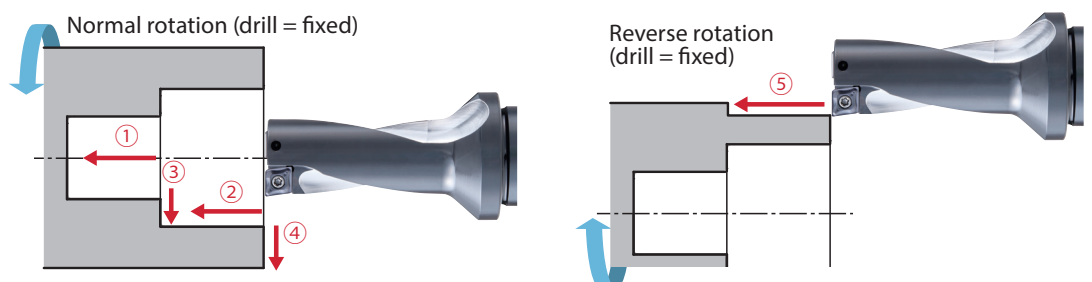
Dimensions of counterbore and bolt hole with hexagon socket head bolt

Thread size	M10	M12	M14	M16	M18	M20	M22	M24	M27
DC	17,5	20	23	26	29	32	35	39	43
H	10,8	13	15,2	17,5	19,5	21,5	23,5	25,5	29
d	11	14	16	18	20	22	24	26	30

Unit:mm

Enables tool consolidation on lathes

- ① Drilling from solid
- ② Internal turning
- ③ Facing
- ④ Facing
- ⑤ Outer turning



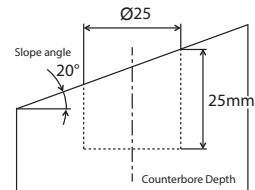
1 tool for 5 types of machining method

CUTTING DATA

Drilling | Indexable | Cutting data

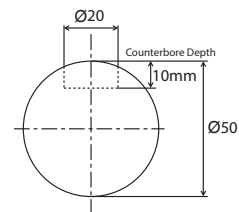

Counterboring in Inclined Surfaces

Tool	PDZ2500FS25M07-2D (Ø25)
Insert Grade	ZPNT070304EN (XP8030)
Work Material	S50C
Cutting Speed	60m/min (764min ⁻¹)
Feed	46mm/min (0,06mm/rev)
Counterbore Depth	Counterboring: 25mm Slope angle: 20°
Coolant	Dry
Machine	Horizontal Machining Center (BT50)



Counterboring in Curved Surfaces

Tool	PDZ2000FS25M06-2D (Ø25)
Insert Grade	ZPNT060204EN (XP8030)
Work Material	SCM420
Cutting Speed	50m/min (800min ⁻¹)
Feed	80mm/min (0,1mm/rev)
Counterbore Depth	Counterboring: 10mm
Coolant	Water-Soluble (Internal)
Machine	Multifunction Lathe (HSK-A63)



Drilling | Indexable

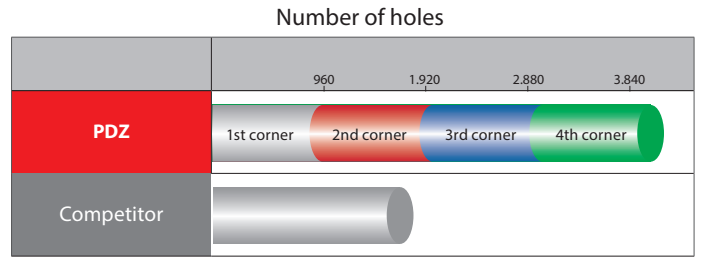
Cutting data

CUTTING DATA

Drilling | Indexable | Cutting data

High cost performance even in SUS304

Tool	PDZ1600FS20M05-2D (Ø16)	Competitor Exchangeable Head Drill
Insert Grade	ZPNT050204EN (XP8030)	-
Work Material	SUS304	
Cutting Speed	80m/min (1.591min ⁻¹)	
Feed	80mm/min (0,05mm/rev)	
Counterbore Depth	24mm	
Coolant	Water-Soluble (Internal)	
Machine	Horizontal Machining Center (BT50)	




The number of holes machined per insert corner by the PDZ versus per exchangeable head by a competitor.



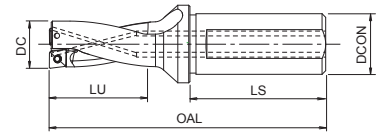
Tool consolidation by turning

Tool	PDZ2500FS25M07-2D (Ø25)	
Insert Grade	ZPNT070304EN (XP8030)	
Work Material	SCM440	
Milling Method	Drilling	Counterboring
Cutting Speed	100m/min (1.273min ⁻¹)	100m/min
Feed	127mm/min (0,1mm/rev)	f=0,12mm/rev ap=2mm x4 pass
Coolant	Air Blow	
Machine	Multifunction Lathe (HSK-A63)	



Workpiece





- Indexable flat drill with internal coolant
- Up to 2xD
- 33 sizes



EDP	Designation	DC	Applicable inserts type	OAL	LU	LS	DCON
7803776	PDZ1600FS20M05-2D	16	ZPNT050204EN	97	32	50	20
7803777	PDZ1650FS20M05-2D	16,5	ZPNT050204EN	98	33	50	20
7803778	PDZ1700FS20M05-2D	17	ZPNT050204EN	102	34	50	20
7803779	PDZ1750FS25M05-2D	17,5	ZPNT050204EN	109	35	56	25
7803780	PDZ1800FS25M05-2D	18	ZPNT050204EN	110	36	56	25
7803781	PDZ1850FS25M05-2D	18,5	ZPNT050204EN	111	37	56	25
7803782	PDZ1900FS25M06-2D	19	ZPNT060204EN	112	38	56	25
7803783	PDZ1950FS25M06-2D	19,5	ZPNT060204EN	113	39	56	25
7803784	PDZ2000FS25M06-2D	20	ZPNT060204EN	114	40	56	25
7803785	PDZ2100FS25M06-2D	21	ZPNT060204EN	121	42	56	25
7803786	PDZ2200FS25M06-2D	22	ZPNT060204EN	123	44	56	25
7803787	PDZ2300FS25M07-2D	23	ZPNT070304EN	125	46	56	25
7803788	PDZ2400FS25M07-2D	24	ZPNT070304EN	127	48	56	25
7803789	PDZ2500FS25M07-2D	25	ZPNT070304EN	129	50	56	25
7803790	PDZ2500FS32M07-2D	25	ZPNT070304EN	133	50	60	32
7803791	PDZ2600FS32M07-2D	26	ZPNT070304EN	135	52	60	32
7803792	PDZ2700FS32M08-2D	27	ZPNT080304EN	137	54	60	32
7803793	PDZ2800FS32M08-2D	28	ZPNT080304EN	139	56	60	32
7803794	PDZ2900FS32M08-2D	29	ZPNT080304EN	141	58	60	32
7803795	PDZ3000FS32M08-2D	30	ZPNT080304EN	143	60	60	32
7803796	PDZ3100FS32M08-2D	31	ZPNT080304EN	145	62	60	32
7803797	PDZ3200FS32M09-2D	32	ZPNT090404EN	147	64	60	32
7803798	PDZ3300FS40M09-2D	33	ZPNT090404EN	159	66	70	40
7803799	PDZ3400FS40M09-2D	34	ZPNT090404EN	161	68	70	40
7803800	PDZ3500FS40M10-2D	35	ZPNT100408EN	163	70	70	40
7803801	PDZ3600FS40M10-2D	36	ZPNT100408EN	165	72	70	40
7803802	PDZ3700FS40M10-2D	37	ZPNT100408EN	167	74	70	40
7803803	PDZ3800FS40M10-2D	38	ZPNT100408EN	169	76	70	40
7803804	PDZ3900FS40M13-2D	39	ZPNT130508EN	178	78	70	40
7803805	PDZ4000FS40M13-2D	40	ZPNT130508EN	180	80	70	40
7803806	PDZ4100FS40M13-2D	41	ZPNT130508EN	182	82	70	40
7803807	PDZ4200FS40M13-2D	42	ZPNT130508EN	184	84	70	40
7803808	PDZ4300FS40M13-2D	43	ZPNT130508EN	186	86	70	40

Drilling | Indexable

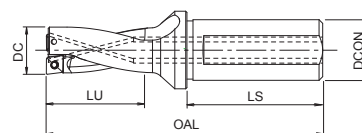
Body

Accessories and spare parts

Applicable drill DC	Applicable inserts	EDP	Designation	Specification	Torque
16 - 18,5	ZPNT050204EN	7808139	FS20543P	Clamping screw	0,7 N.m
19 - 22	ZPNT060204EN	7808138	FS22550P	Clamping screw	1,0 N.m
23 - 26	ZPNT070304EN	7808136	FS25560P	Clamping screw	1,6 N.m
27 - 34	ZPNT080304EN / ZPNT090404EN	7808135	FS30570P	Clamping screw	2,2 N.m
35 - 38	ZPNT100408EN	7808137	FS35586P	Clamping screw	3,2 N.m
39 - 43	ZPNT130508EN	7808114	FS45510P	Clamping screw	5,0 N.m
16 - 18,5	ZPNT050204EN	7808223	6IP-D (Torx 6IP)	Wrench	-
19 - 22	ZPNT060204EN	7808224	7IP-D (Torx 7IP)	Wrench	-
23 - 26	ZPNT070304EN	7808225	8IP-D (Torx 8IP)	Wrench	-
27 - 34	ZPNT080304EN / ZPNT090404EN	7808226	9IP-D (Torx 9IP)	Wrench	-
35 - 38	ZPNT100408EN	7808228	15IP-D (Torx 15IP)	Wrench	-
39 - 43	ZPNT130508EN	7808229	20IP-D (Torx 20IP)	Wrench	-

PDZ NEW

Drilling | Indexable | Body



- Indexable flat drill with internal coolant
- Up to 3xD
- 33 sizes



EDP	Designation	DC	Applicable inserts type	OAL	LU	LS	DCON
7803828	PDZ1600FS20M05-3D	16	ZPNT050204EN	113	48	50	20
7803829	PDZ1650FS20M05-3D	16,5	ZPNT050204EN	115	49,5	50	20
7803830	PDZ1700FS20M05-3D	17	ZPNT050204EN	119	51	50	20
7803831	PDZ1750FS25M05-3D	17,5	ZPNT050204EN	127	52,5	56	25
7803832	PDZ1800FS25M05-3D	18	ZPNT050204EN	128	54	56	25
7803833	PDZ1850FS25M05-3D	18,5	ZPNT050204EN	130	55,5	56	25
7803834	PDZ1900FS25M06-3D	19	ZPNT060204EN	131	57	56	25
7803835	PDZ1950FS25M06-3D	19,5	ZPNT060204EN	133	58,5	56	25
7803836	PDZ2000FS25M06-3D	20	ZPNT060204EN	134	60	56	25
7803837	PDZ2100FS25M06-3D	21	ZPNT060204EN	142	63	56	25
7803838	PDZ2200FS25M06-3D	22	ZPNT060204EN	145	66	56	25
7803839	PDZ2300FS25M07-3D	23	ZPNT070304EN	148	69	56	25
7803840	PDZ2400FS25M07-3D	24	ZPNT070304EN	151	72	56	25
7803841	PDZ2500FS25M07-3D	25	ZPNT070304EN	154	75	56	25
7803842	PDZ2500FS32M07-3D	25	ZPNT070304EN	158	75	60	32
7803843	PDZ2600FS32M07-3D	26	ZPNT070304EN	161	78	60	32
7803844	PDZ2700FS32M08-3D	27	ZPNT080304EN	164	81	60	32
7803845	PDZ2800FS32M08-3D	28	ZPNT080304EN	167	84	60	32
7803846	PDZ2900FS32M08-3D	29	ZPNT080304EN	170	87	60	32
7803847	PDZ3000FS32M08-3D	30	ZPNT080304EN	173	90	60	32
7803848	PDZ3100FS32M08-3D	31	ZPNT080304EN	176	93	60	32
7803849	PDZ3200FS32M09-3D	32	ZPNT090404EN	179	96	60	32
7803850	PDZ3300FS40M09-3D	33	ZPNT090404EN	192	99	70	40
7803851	PDZ3400FS40M09-3D	34	ZPNT090404EN	195	102	70	40
7803852	PDZ3500FS40M10-3D	35	ZPNT100408EN	198	105	70	40
7803853	PDZ3600FS40M10-3D	36	ZPNT100408EN	201	108	70	40
7803854	PDZ3700FS40M10-3D	37	ZPNT100408EN	204	111	70	40
7803855	PDZ3800FS40M10-3D	38	ZPNT100408EN	207	114	70	40
7803856	PDZ3900FS40M13-3D	39	ZPNT130508EN	217	117	70	40
7803857	PDZ4000FS40M13-3D	40	ZPNT130508EN	220	120	70	40
7803858	PDZ4100FS40M13-3D	41	ZPNT130508EN	223	123	70	40
7803859	PDZ4200FS40M13-3D	42	ZPNT130508EN	226	126	70	40
7803860	PDZ4300FS40M13-3D	43	ZPNT130508EN	229	129	70	40

Drilling | Indexable

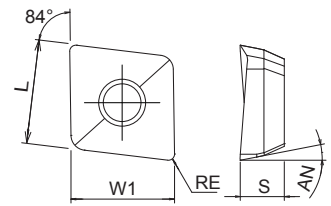
Body

Accessories and spare parts

Applicable drill DC	Applicable inserts	EDP	Designation	Specification	Torque
16 - 18,5	ZPNT050204EN	7808139	FS20543P	Clamping screw	0,7 N.m
19 - 22	ZPNT060204EN	7808138	FS22550P	Clamping screw	1,0 N.m
23 - 26	ZPNT070304EN	7808136	FS25560P	Clamping screw	1,6 N.m
27 - 34	ZPNT080304EN / ZPNT090404EN	7808135	FS30570P	Clamping screw	2,2 N.m
35 - 38	ZPNT100408EN	7808137	FS35586P	Clamping screw	3,2 N.m
39 - 43	ZPNT130508EN	7808114	FS45510P	Clamping screw	5,0 N.m
16 - 18,5	ZPNT050204EN	7808223	6IP-D (Torx 6IP)	Wrench	-
19 - 22	ZPNT060204EN	7808224	7IP-D (Torx 7IP)	Wrench	-
23 - 26	ZPNT070304EN	7808225	8IP-D (Torx 8IP)	Wrench	-
27 - 34	ZPNT080304EN / ZPNT090404EN	7808226	9IP-D (Torx 9IP)	Wrench	-
35 - 38	ZPNT100408EN	7808228	15IP-D (Torx 15IP)	Wrench	-
39 - 43	ZPNT130508EN	7808229	20IP-D (Torx 20IP)	Wrench	-

PDZ INSERTS

Drilling | Indexable | Inserts and heads




Drilling | Indexable

Inserts and heads

EDP	Designation	W1	L	S	AN	RE	Specification	Grade	P		M		K		N		S		H		Applicable body DC
									dry	⊿	dry	⊿	GG	GGG	dry	⊿	dry	⊿	dry	⊿	
7814102	ZPNT050204EN	5,9	5,9	2,25	11	0,4	Center cutting	XP8030	⊙	⊙	⊙	⊙	⊙	⊙	⊙	⊙	⊙	⊙	⊙	⊙	16-18,5
7814103	ZPNT060204EN	6,95	6,95	2,93	11	0,4	Center cutting	XP8030	⊙	⊙	⊙	⊙	⊙	⊙	⊙	⊙	⊙	⊙	⊙	⊙	19-22
7814104	ZPNT070304EN	7,84	7,84	3,87	11	0,4	Center cutting	XP8030	⊙	⊙	⊙	⊙	⊙	⊙	⊙	⊙	⊙	⊙	⊙	⊙	23-26
7814105	ZPNT080304EN	8,85	8,85	3,92	11	0,4	Center cutting	XP8030	⊙	⊙	⊙	⊙	⊙	⊙	⊙	⊙	⊙	⊙	⊙	⊙	27-31
7814106	ZPNT090404EN	9,94	9,94	4,65	11	0,4	Center cutting	XP8030	⊙	⊙	⊙	⊙	⊙	⊙	⊙	⊙	⊙	⊙	⊙	⊙	32-34
7814108	ZPNT100408EN	10,95	10,95	4,65	11	0,8	Center cutting	XP8030	⊙	⊙	⊙	⊙	⊙	⊙	⊙	⊙	⊙	⊙	⊙	⊙	35-38
7814110	ZPNT130508EN	13,92	13,92	5,46	11	0,8	Center cutting	XP8030	⊙	⊙	⊙	⊙	⊙	⊙	⊙	⊙	⊙	⊙	⊙	⊙	39-43
7815102	ZPNT050204EN	5,9	5,9	2,25	11	0,4	Peripheral	XC8035	⊙	⊙	⊙	⊙	⊙	⊙	⊙	⊙	⊙	⊙	⊙	⊙	16-18,5
7815103	ZPNT060204EN	6,95	6,95	2,93	11	0,4	Peripheral	XC8035	⊙	⊙	⊙	⊙	⊙	⊙	⊙	⊙	⊙	⊙	⊙	⊙	19-22
7815104	ZPNT070304EN	7,84	7,84	3,87	11	0,4	Peripheral	XC8035	⊙	⊙	⊙	⊙	⊙	⊙	⊙	⊙	⊙	⊙	⊙	⊙	23-26
7815105	ZPNT080304EN	8,85	8,85	3,92	11	0,4	Peripheral	XC8035	⊙	⊙	⊙	⊙	⊙	⊙	⊙	⊙	⊙	⊙	⊙	⊙	27-31
7815106	ZPNT090404EN	9,94	9,94	4,65	11	0,4	Peripheral	XC8035	⊙	⊙	⊙	⊙	⊙	⊙	⊙	⊙	⊙	⊙	⊙	⊙	32-34
7815108	ZPNT100408EN	10,95	10,95	4,65	11	0,8	Peripheral	XC8035	⊙	⊙	⊙	⊙	⊙	⊙	⊙	⊙	⊙	⊙	⊙	⊙	35-38
7815110	ZPNT130508EN	13,92	13,92	5,46	11	0,8	Peripheral	XC8035	⊙	⊙	⊙	⊙	⊙	⊙	⊙	⊙	⊙	⊙	⊙	⊙	39-43

⚠ Precautions when installing the insert

- The insert (XP8030) has a total of 4 working corners
2 corners for the peripheral cutting edge and 2 corners for the center cutting edge.
- Use the peripheral cutting edge corner for the peripheral cutting edge and the center cutting edge corner for the center cutting edge.



CUTTING CONDITIONS

Drilling | Indexable | Cutting conditions

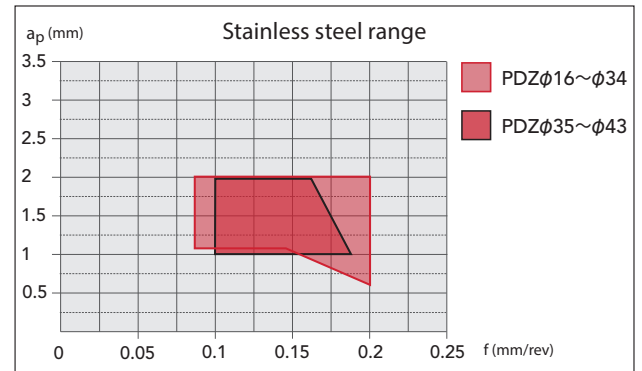
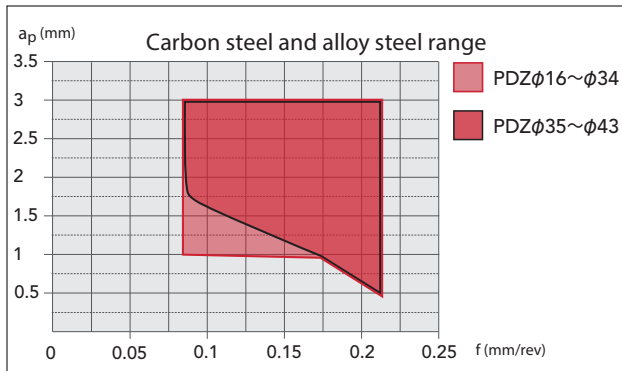
PDZ

	Work Material	Tensile Strength/Hardness	Vc (m/min)	Feed Rate (mm/rev)						
				ø16~ø16,5	ø17~ø18,5	ø19~ø20	ø21~ø24	ø25~ø28	ø29~ø33	ø34~ø43
P	Mild Steel-Carbon Steel (S5400-S10C)	~180HB	200 (150~250)	0,06 (0,04~0,1)	0,06 (0,04~0,1)	0,07 (0,04~0,1)	0,08 (0,04~0,12)	0,08 (0,04~0,12)	0,1 (0,05~0,15)	0,1 (0,05~0,18)
	Carbon Steel-Alloy Steel (S50C-SCM440)	~280HB	150 (100~220)	0,08 (0,04~0,14)	0,09 (0,04~0,16)	0,1 (0,04~0,18)	0,14 (0,04~0,2)	0,18 (0,06~0,25)	0,2 (0,08~0,3)	0,2 (0,08~0,35)
M	Die Steel (SKD11-SKD61)	~280HB	120 (80~180)	0,06 (0,04~0,1)	0,07 (0,04~0,1)	0,08 (0,04~0,12)	0,12 (0,04~0,15)	0,14 (0,06~0,2)	0,18 (0,08~0,25)	0,18 (0,08~0,25)
	Stainless Steel (SUS304-SUS420)	~250HB	130 (80~180)	0,07 (0,04~0,1)	0,08 (0,04~0,1)	0,09 (0,04~0,12)	0,1 (0,04~0,15)	0,13 (0,06~0,2)	0,15 (0,08~0,25)	0,15 (0,08~0,25)
K	Cast Iron (FC250)	~350N/mm ²	200 (150~280)	0,08 (0,04~0,14)	0,1 (0,04~0,16)	0,12 (0,04~0,2)	0,16 (0,08~0,25)	0,2 (0,06~0,3)	0,2 (0,08~0,3)	0,2 (0,08~0,35)
	Ductile Cast Iron (FCD400)	~800N/mm ²	160 (100~220)	0,08 (0,04~0,12)	0,09 (0,04~0,14)	0,1 (0,04~0,18)	0,14 (0,04~0,2)	0,18 (0,06~0,25)	0,18 (0,08~0,25)	0,18 (0,08~0,25)
N	Aluminium Alloy	~13%Si	200 (100~800)	0,08 (0,04~0,12)	0,1 (0,04~0,16)	0,12 (0,04~0,2)	0,16 (0,04~0,25)	0,2 (0,06~0,3)	0,2 (0,08~0,3)	0,2 (0,08~0,3)
S	Heat Resistant Alloy (Wet) (Inconel 718)	-	50 (15~60)	0,04 (0,02~0,06)	0,05 (0,03~0,06)	0,05 (0,03~0,06)	0,06 (0,04~0,08)	0,08 (0,06~0,1)	0,1 (0,06~0,12)	0,1 (0,06~0,12)
	Titanium Alloy (Wet) (Ti-6Al-4V)	-	60 (30~100)	0,05 (0,04~0,08)	0,06 (0,04~0,08)	0,06 (0,04~0,08)	0,08 (0,04~0,15)	0,1 (0,06~0,2)	0,14 (0,08~0,2)	0,14 (0,08~0,2)
H	Pre-hardened Steel NAK80	40~43HRC	100 (60~120)	0,06 (0,04~0,1)	0,06 (0,04~0,12)	0,07 (0,04~0,12)	0,08 (0,04~0,12)	0,1 (0,06~0,15)	0,1 (0,06~0,15)	0,1 (0,06~0,15)
	Hardened Steel SKD11	50~55HRC	60 (40~80)	0,05 (0,04~0,08)	0,05 (0,04~0,08)	0,06 (0,04~0,08)	0,06 (0,04~0,08)	0,08 (0,04~0,1)	0,08 (0,04~0,1)	0,08 (0,04~0,1)

1. The indicated speeds and feeds are for using water-soluble oil with inner supply.
2. Suitable cutting fluid is water-soluble in high density (less than 20 times dilution).
3. Using non-water-soluble oil is not recommended.
4. The above cutting conditions are to be used as general guidelines. Adjustments may be necessary depending on actual cutting condition.
5. Inserts should be attached to the holder tightly in a very neat condition.
6. Fasten the work material to reduce the possibility of work deformation, deflection of machined surface, or vibration.
7. A clogged oil hole can lead to a breakage. Make sure that a filter is attached to the oil feeder.

Turning

Cutting Conditions of Internal / External Turning



Also supports small diameter drilling

ADF

Carbide Flat Drill

Lineup

- ADF-2D Ø0,2 ~ Ø20
- ADFO-3D Ø3 ~ Ø20
- ADFLS-2D Ø3 ~ Ø20
- ADF-NC Ø2 ~ Ø12
- ADFO-NC Ø3 ~ Ø10



INTRODUCTION OF INDEXABLE DRILLS

Drilling | Indexable | Introduction of indexable drills

A vast drilling lineup with a wide range of diameter sizes

» PXD
Exchangeable Head Drill for 3D, 5D

- OSG's proprietary construction ensures secure mounting
- Internal coolant capability enables highly efficient drilling
- Smooth chip evacuation

» PD
Indexable Drill

- The same insert is used for both the peripheral and center cutting edge
- Supports 2 x D up to 5 x D
- Extensive lineup

» PHP
Indexable Drill for 3D

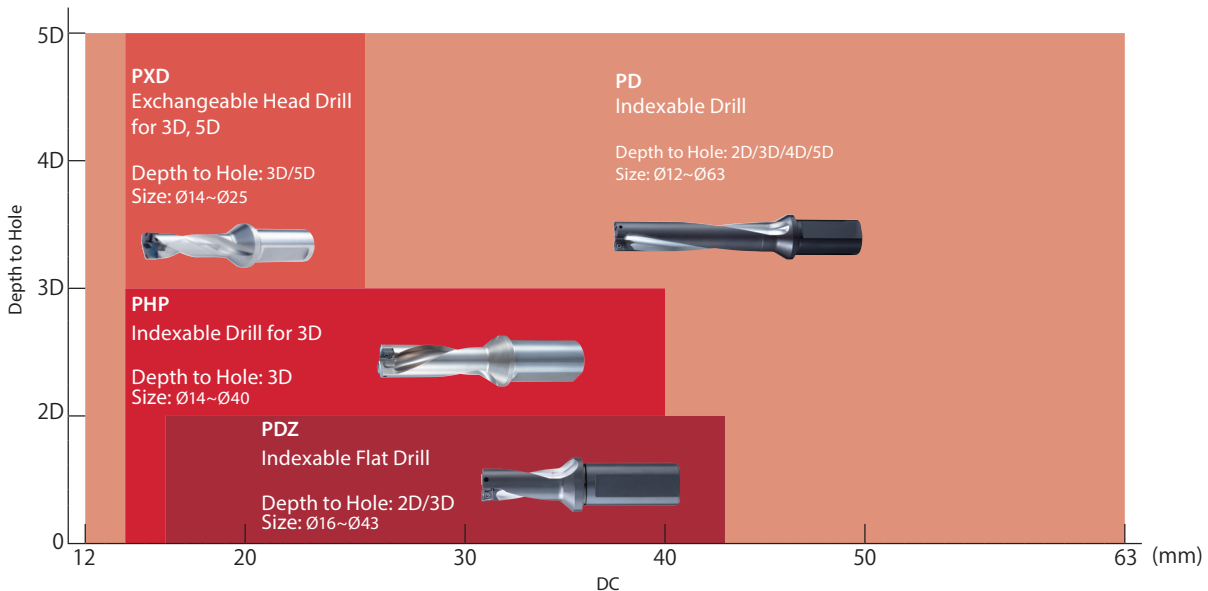
- Unique design supports many types of drilling
 - Inclined plane
 - Cast surface
 - Stacked plates
- High rigidity of body

» PDZ
Indexable Flat Drill

- 2D/3D Type
- Flat bottom cutting edge configuration
- Good chip evacuation
- Superior chip breaking capability during drilling, counterboring, and turning

Drilling | Indexable

Drilling depth by product



Cutting data

INTRODUCTION OF PRODUCT LINEUP CAPABLE OF FLAT-BOTTOM HOLE MACHINING

Drilling | Indexable | Introduction of indexable drills

3 product offering to meet your machining needs


» PZAG Counterboring Cutter

- Counterboring cutter with perfect chip control
- Broad size lineup



» PMD Multi-function Cutter Series

- 1 Supports a wide range of applications with a single tool
- 2 Two types of inserts are used to enable continuous cutting - from plunging to horizontal milling



» PDZ Indexable Flat Drill

- 2D/3D Type
- Flat bottom cutting edge configuration
- Good chip evacuation
- Superior chip breaking capability during drilling, counterboring, and turning



Features of each product

	PZAG	PMD	PDZ
Shape	Counterboring Cutter	Multi-function Cutter	Indexable Flat Drill
Bottom hole shape	Flat		
Drilling efficiency	◎	△	○
Requirement of pilot hole when drilling	Required	Not required	Not required
Horizontal Milling	—	○	—
Insert designation	ZPNT...	for Drilling and Plunging Edge : ZPNT... for Peripheral Cutting Edge: ZDKT...	ZPNT...

Simple tool management with interchangeable inserts!

Drilling | Indexable
Processing data





shaping your dreams

OSG EUROPE LOGISTICS

Avenue Lavoisier 1
B-1300 Z.I. Wavre - Nord - Belgium
Tel: +32 10 23 05 07
Fax: +32 10 23 05 51
info@osgeurope.com

OSG POLAND Sp. z.o.o.

Spółdzielcza 57
05-074 Halinów - Poland
Tel: +22 760 82 71
Fax: +22 760 82 71
osg@osg-poland.com

OSG TURKEY

Rami Kışla Cad.No:56 Eyüp
Istanbul 34056 - Turkey
Tel:+90 212 565 24 00
Fax: +90 212 565 44 00
info@osg-turkey.com

OSG BELUX

Avenue Lavoisier 1
B-1300 Z.I. Wavre - Nord - Belgium
Tel: +32 10 23 05 11
Fax: +32 10 23 05 31
info@osg-belgium.com

OSG GERMANY

Karl-Ehmann-Str. 25
D - 73037 Göppingen - Germany
Tel: +49 7161 6064 - 0
Fax: +49 7161 6064 - 444
info@osg-germany.de

ROMSAN INTERNATIONAL CO. SRL

Reprezentant Exclusiv OSG
25C, Bucuresti-Magurele Street
051431 Bucuresti - România
Tel: +40 21 322 07 47
Fax: +40 21 321 56 00
romsan.int@romsan.ro

OSG FRANCE

Parc Icade, Paris Nord 2
Immeuble "Le Rimbaud"
22 Avenue des Nations
CS66191 - 93420 Villepinte - France
Tel: +33 1 49 90 10 10
Fax: +33 1 49 90 10 15
sales@osg-france.com

OSG SCANDINAVIA

(For Scandinavian countries)
Langebjergvaenget 16
4000 Roskilde - Denmark
Tel: +45 46 75 65 55
Fax: +45 46 75 67 00
osg@osg-scandinavia.com

AUSTRIA

Branch office of OSG GERMANY
Messestraße 11
A-6850 Dornbirn
Tel: +49 7161 6064-0
Fax: +49 7161 6064-444
info@osg-germany.de

OSG NETHERLANDS

Bedrijfsweg 5 - 3481 MG Harmelen
Tel: +31 348 44 2764
Fax: +31 348 44 2144
info@osg-nl.com

SWEDEN

Branch office of OSG SCANDINAVIA
Singelgatan 7
212 28 Malmö - Sweden
Tel: +46 40 41 22 55
osg@osg-scandinavia.com

OSG ITALIA

Via Ferrero, 65 A/B3
I - 10098 Rivoli - Italy
Tel: +39 0117705211
Fax: +39 0117705215
info@osg-italia.it

OSG UK

Kelsey Close, Attleborough Fields Ind Est,
CV11 6RS, Nuneaton, United Kingdom.
Tel: +44 1827 720 013
uk_sales@osg-uk.com

OSG IBERICA

Bekolarra 4
E - 01010 Vitoria-Gasteiz - Spain
Tel: +34 945 242 400
Fax: +34 945 228 883
osg.iberica@osg-ib.com

Vischer & Bolli AG

Machining and Workholding
Im Schossacher 17
CH-8600 Dübendorf
T +41 44 802 15 15
F +41 44 802 15 95
info@vb-tools.com

CZECH, SLOVAKIA, HUNGARY

OSG Europe Logistics S.A.
Slovakia organizacna zlozka
Racianská 22/A, SK-83102 Bratislava
Slovakia
Tel. +421 24 32 91 295
Orders-osgsvk@osgeurope.com

RUSSIA

Butlerova street, 17B, office 5069
117342 Moscow - Russia
Tel: +7 (495) 150 41 54
info@osg-russia.com

OSG EUROPE LOGISTICS S.A.

02/2023 - All rights reserved. © OSG Europe 2023.

The contents of this catalogue are provided to you for viewing only. They are not intended for reproduction either in part or in whole in this or other medium. They cannot be copied, used to create derivation work or used for any reason, by means without the express, written permission of the copyright owner. If prices are stated, they are netto unit-prices and any eventual tax(es) have to be added. The company is not responsible for any printing error in technical, price and/or any other data.

Tool specifications subject to change without notice.

www.osgeurope.com